

Floating Measurement with Isolated Channel Handheld Scope

Application Note

Introduction

Making accurate and safe measurements on power electronics, power semi-conductors, and other electronics applications can be challenging when the signal reference is floating rather than referenced to earth ground potential. Under these conditions, not all oscilloscopes are suitable viewing waveforms. Obtaining floating measurements without the proper instrument and probe can pose safety hazards to the tester. Using the wrong measurement equipment can result in incorrect measurement results, as well as damage the circuit and scope. This application note explains what floating measurements are, the danger floating measurements present, and why it's advisable to use an isolated-channel handheld scope for power electronic applications.

What is Floating Measurement?

A floating measurement is a measurement where neither of the measurement's points are at earth ground potential. For example, suppose you measure a voltage drop across the input and output of a linear power supply's series regulator. Either the voltage-in or voltage-out pin of the regulator is not referenced to ground.



The Danger of Floating Measurement

In many applications, especially power electronics applications such as switch mode power supplies, ballasts, uninterruptible power supplies, motor drives, and industrial equipment, there is a need to measure voltage between two points; neither of which is referenced to earth ground potential. This is because these types of electronics systems are commonly designed without a reference to (earth) ground.

When connecting a typical oscilloscope, if the reference lead (the small alligator clip) of the scope is referenced to earth ground, a short circuit in the electrical power system can be created and possibly damage the circuit and oscilloscope.

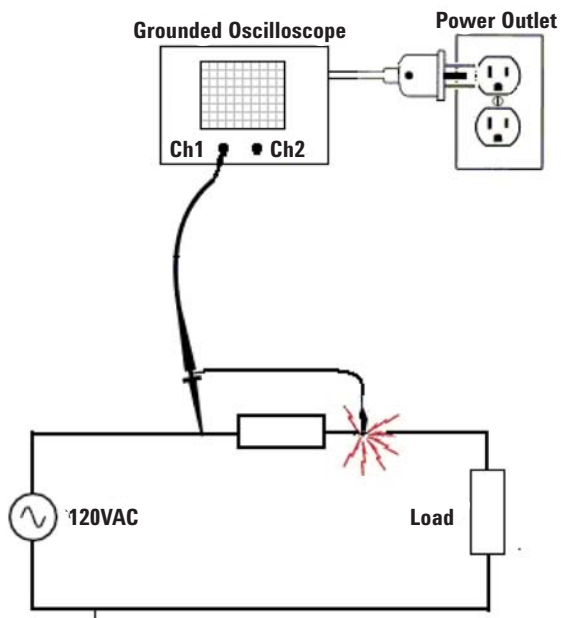


Figure 1. Danger of obtaining floating measurements using a grounded oscilloscope

When users float the scope by disconnecting the ground plug or using an isolation transformer for the scope, it also creates another serious hazard (see Figure 1). Most oscilloscopes have their signal ground terminals connected to the protective earth ground system. Placing a probe ground lead to one of the floating test points can put the exposed metal parts of the oscilloscope to the same potential of the test point to which the probe ground lead is connected. This could be a deadly shock hazard if you accidentally touch the exposed metal.

In addition to being a very unsafe practice, as well as one that can threaten the safety of those near you, floating the scope is not an accurate method for measuring floating voltage. The safest and most accurate method for making this type of measurement is to use a handheld scope with independently-isolated floating inputs.

Independently-Isolated Input Channel Handheld Scope

Measuring multiple signals is a common requirement in an industrial setting. Engineers and technicians consistently need to measure several independent signals that are simultaneously referenced to different voltages. To address the safety and accuracy concern of a floating measurement, battery-powered handheld scopes can provide separate isolated-input channels. An isolated-input channel scope can avoid all ground loop disturbances and short circuits. Since all the input channels are electrically isolated, the handheld scope enables two separate floating measurements to be obtained simultaneously.

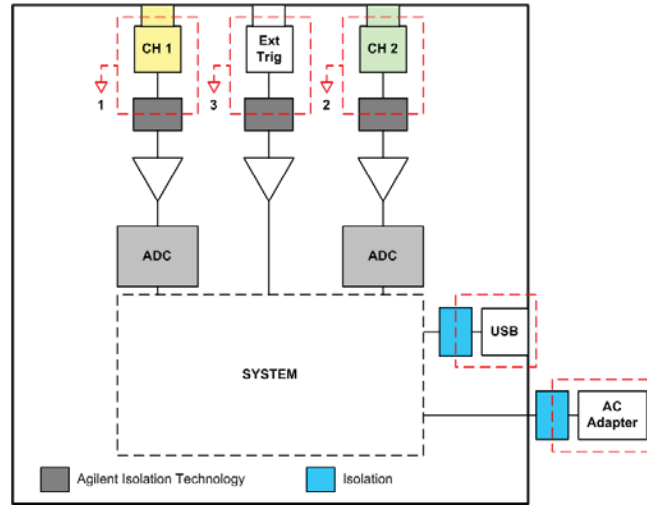


Figure 2. Isolated channel scope block diagram.

Each input channel can be isolated either with opto-couplers, transformers, or capacitors depending on the design. The isolated input channel protects the scope's operator from the high voltages being measured.

When selecting an isolated-input channel handheld scope, it is important to note that not all isolated-input channels handheld scopes are fully isolated. A fully-isolated channel input handheld scope provides channels to DC adapter input isolation and channels-to-USB connectivity isolation. This allows users to connect to signals of widely differing voltage reference levels with complete safety and obtain accurate measurements.

Troubleshooting Variable Frequency Drive

Figures 3 and 4 show a fully-isolated input channel scope monitoring output voltage of a PWM inverter drive and the gate control signals of an insulated gate bipolar transistor (IGBT). Channel 1 is used to monitor the output voltage of the PWM AC drive and Channel 2 is used to monitor low level signals from the control board. The IGBT is used for fast switching of electric power in many modern appliances.

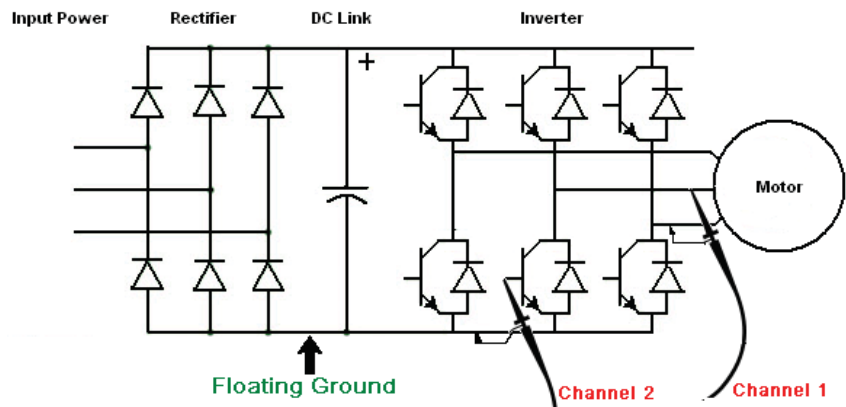


Figure 3. Probing at VFD IGBT control signal and IGBT output

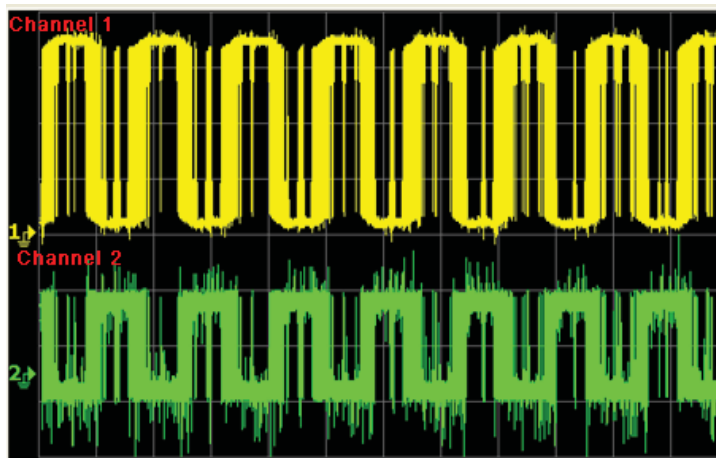


Figure 4. Waveform of the IGBT control signal and IGBT output

Input Terminal and Scope Probe Rating

An isolated-input channel oscilloscope is designed with operator safety in mind. However, getting a fully-isolated channel oscilloscope does not ensure user safety. Taking on challenges of testing industrial equipment and power conversion systems requires a handheld scope that's safety-rated for measurements in CAT III environments. Distribution boards, circuit breakers, and stationary motors with permanent connection to the fixed installation are examples of CAT III environments. Most handheld oscilloscopes display this rating near the BNC input terminals. This marking is a convenient way for users to identify the maximum transient voltage that the meter can safely withstand. Before starting to measure with a handheld scope, the scope user must know the input ratings of all terminals, ratings such as the maximum BNC input voltage with a 10:1 probe or 1:1 probe and the maximum floating voltage from any terminal-to-earth ground.

In addition to the safety rating of the scope, consideration should also be given to the probe's rating. Different types of probes have different voltage ratings. Make sure the signal being measured is within the voltage range specified by the probe's manufacturer (see Figure 5).




Figure 5. Maximum BNC input voltage of Agilent U1610A/U1620A and the scope probe rating.

Agilent U1610A/U1620A Isolated Input Channel Handheld Scope

Agilent's U1600 Series handheld oscilloscopes include the 100 MHz U1610A and the 200 MHz U1620A. Each is a fully-isolated input channel oscilloscope and provides three viewing modes on a VGA TFT LCD display. The display ensures that it is easy to see and analyze waveforms effortlessly, whether working in a poorly-lit environment or under the glaring sun, or even in dark environments.

With up to two mega points of memory depth, the U1610A and U1620A handheld scopes display detailed waveforms without sacrificing the 2 GSa/s sampling rate, even in zoom mode. The dual-window zoom function also allows users to view the original signal and the selected area on a single screen simultaneously.

The U1610A and U1620A are a CAT III 600 volts-rated to earth to work in harsh industrial environments. The fully-isolated input channels also allow technicians to make easy, safe, and accurate measurements on motor drives, switched-mode power supplies, and other power electronics applications.

The data logger function allows the handheld scope to monitor signals over long periods of time even when unattended. This helps users identify waveform anomalies. Each Agilent U1610A and U1620A comes with a USB port, which allows users to save waveforms on a memory stick and connect to a PC to transfer waveforms for reporting.

The graphical user interface supports ten languages, allowing users to easily choose their desired interface for scope operation.

Summary

Engineers and technicians often need to make floating measurements in the power control circuits, such as motor controllers and uninterruptible power supplies, and industrial equipment. This need has made choosing a proper handheld scope for electrical service, repair, and installation increasingly complex. A fully-isolated input channel is highly recommended to make an accurate and safe measurement in a demanding environment. Agilent U1610A and U1620A handheld scopes are each an integrated test tool designed for industrial troubleshooting needs. They allow technicians of any skill level to easily troubleshoot all types of electrical and power electronic circuit.



Agilent Email Updates

www.agilent.com/find/emailupdates

Get the latest information on the products and applications you select.



www.axistandard.org

AdvancedTCA® Extensions for Instrumentation and Test (AXIe) is an open standard that extends the AdvancedTCA for general purpose and semiconductor test. Agilent is a founding member of the AXIe consortium.



www.lxistandard.org

LAN eXtensions for Instruments puts the power of Ethernet and the Web inside your test systems. Agilent is a founding member of the LXI consortium.



www.pxisa.org

PCI eXtensions for Instrumentation (PXI) modular instrumentation delivers a rugged, PC-based high-performance measurement and automation system.

Agilent Channel Partners

www.agilent.com/find/channelpartners

Get the best of both worlds: Agilent's measurement expertise and product breadth, combined with channel partner convenience.



Agilent Advantage Services is committed to your success throughout your equipment's lifetime. To keep you competitive, we continually invest in tools and processes that speed up calibration and repair and reduce your cost of ownership. You can also use Infoline Web Services to manage equipment and services more effectively. By sharing our measurement and service expertise, we help you create the products that change our world.

www.agilent.com/find/advantageservices



www.agilent.com
www.agilent.com/find/U1600

For more information on Agilent Technologies' products, applications or services, please contact your local Agilent office. The complete list is available at:

www.agilent.com/find/contactus

Americas

Canada	(877) 894 4414
Brazil	(11) 4197 3600
Mexico	01800 5064 800
United States	(800) 829 4444

Asia Pacific

Australia	1 800 629 485
China	800 810 0189
Hong Kong	800 938 693
India	1 800 112 929
Japan	0120 (421) 345
Korea	080 769 0800
Malaysia	1 800 888 848
Singapore	1 800 375 8100
Taiwan	0800 047 866
Other AP Countries	(65) 375 8100

Europe & Middle East

Belgium	32 (0) 2 404 93 40
Denmark	45 45 80 12 15
Finland	358 (0) 10 855 2100
France	0825 010 700*
	*0.125 €/minute
Germany	49 (0) 7031 464 6333
Ireland	1890 924 204
Israel	972-3-9288-504/544
Italy	39 02 92 60 8484
Netherlands	31 (0) 20 547 2111
Spain	34 (91) 631 3300
Sweden	0200-88 22 55
United Kingdom	44 (0) 118 927 6201

For other unlisted countries:

www.agilent.com/find/contactus

Revised: January 6, 2012

Product specifications and descriptions in this document subject to change without notice.

© Agilent Technologies, Inc. 2012
Published in USA, May 14, 2012
5990-9777EN



Agilent Technologies