

16048E-01

S E R V I C E N O T E

Supersedes:
NONE

16048E Test Leads

Serial Numbers: Non-RoHS Fixture “MY44100001 - MY44199999”

OR

RoHS Fixture “MY44200001 – MY44299999”

This service note provides the updated part numbers and figures for both RoHS and non-RoHS 16048E Test Leads

Parts Required:

Parts required depends on whether RoHS or non-RoHS 16048E is serviced.

Non- RoHS unit – Refer to [Situation 1](#)

RoHS unit – Refer to [Situation 2](#)

ADMINISTRATIVE INFORMATION

SERVICE NOTE CLASSIFICATION:	
INFORMATION ONLY	
<input type="checkbox"/> Calibration Required	PRODUCT LINE: WN
<input checked="" type="checkbox"/> Calibration NOT Required	AUTHOR: LS
ADDITIONAL INFORMATION: Support part information for non-RoHS and RoHS 16048E Test Leads	

© AGILENT TECHNOLOGIES, INC. 2013
PRINTED IN U.S.A.

April 8, 2013

Rev. 21



Situation 1:

For non-RoHS 16048E Test Leads (S/N: MY441xxxxx and below).

Solution/Action:

Shown are the supported parts and their respective RoHS compliant replacement support part. RoHS conversion involves with design and dimension change which result in the RoHS support part backward incompatible with non-RoHS 16048E. Special handling is needed while using the RoHS replacement part on non-RoHS 16048E. The original support part number is replaced by the respective “RoHS Compliant Replacement Part”. Once the original support part is depleted, please proceed to obtain the RoHS compliant support part. Please refer to table 1-1and figure 1-1 for the respective replacement part accordingly.




Figure 1-1

NOTE: For RoHS Compliant Upper Level Assembly Replacement Part, if multiple parts are replaced by a common higher assembly part, only order ONE part of the higher level common assembly.

Shown in table 1-1 and 1-2 are the original support part and its compatible RoHS replacement part/assembly.

Table 1-1:

Ref/ D	Part Number	Description	Qty.	RoHS Compliant Replacement Part	Description	Qty.
1	16048-04013	COVER TOP	1	16048-60602	TEST LEAD (1through 7)	1
	2360-0192	SCREW	1	16048-60602	TEST LEAD (1through 7)	1
2	16048-04014	COVER BOTTOM	1	16048-60602	TEST LEAD (1through 7)	1
3	1250-0089	CONTACT	4	1250-0089	CONTACT	4
4	1250-0052	CONNECTOR BNC	4	1250-0052	CONNECTOR BNC	4
5	16047-40000	STOPPER	1	<i>(RoHS unit doesn't have the STOPPER.)</i>	-	-
	2190-0260	WASHER	1	<i>(RoHS unit doesn't have the STOPPER.)</i>	-	-
	2200-0013	SCREW	1	<i>(RoHS unit doesn't have the STOPPER.)</i>	-	-
6	16048-61612	CABLE ASSEMBLY	1	16048-61612	CABLE ASSEMBLY	1
	0400-0203	GROMET	1	0400-0203	GROMET	1
7	16048-04015	COVER TOP	1	16048-60602	TEST LEAD (1through 7)	1
	2360-0192	SCREW	2	16048-60602	TEST LEAD (1through 7)	1
8	16048-60002	TEST LEAD (1through 7)	1	16048-60602	TEST LEAD (1through 7)	1

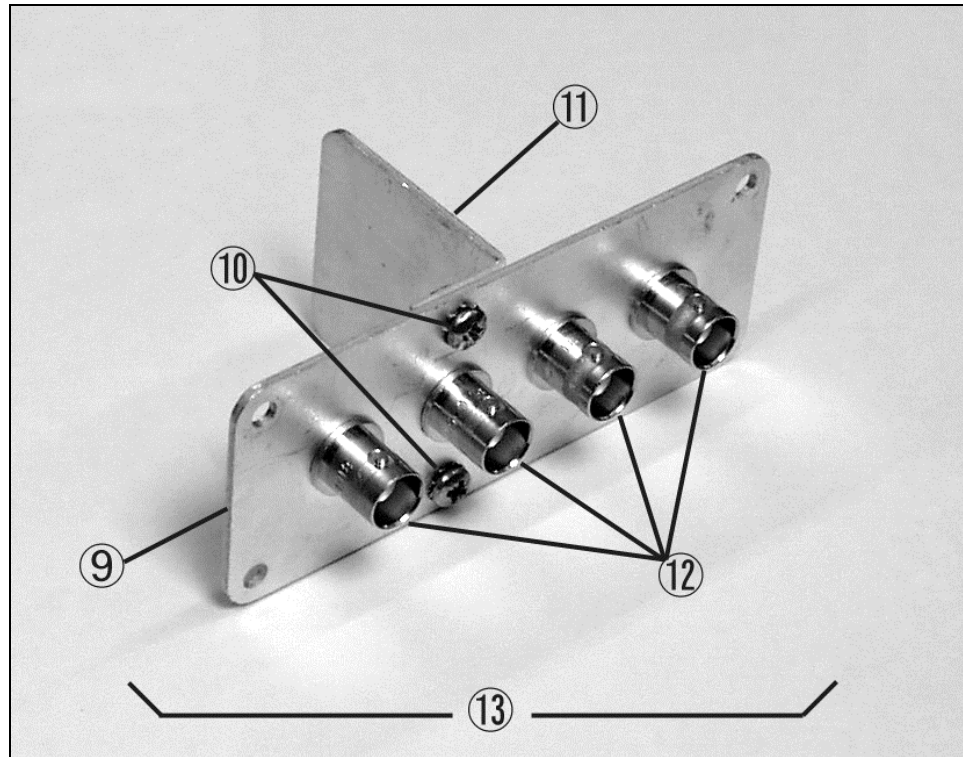


Figure 1-2

Table 1-2:

Ref/D	Part Number	Description	Qty.	RoHS Compliant Replacement Part	Description	Qty.
9	16032-10021	PLATE	1	<*1>Set change : 16032-10621	PLATE	1
10	2360-0115	SCREW	2	<*1>Set change : 0515-0372	SCREW	2
11	16032-10022	PLATE	1	<*1>Set change : 16032-10622	PLATE, SHIELD	1
12	1250-0118	CONNECTOR BNC	4	1250-0118	CONNECTOR BNC	4
	2190-0016	WASHER	4	2190-0016	WASHER	4
	2950-0001	NUT	4	2950-0001	NUT	4
13	16032-60001	BNC BRACKET (9 through 12)	1	16032-60071	BNC BRACKET (9 THROUGH 12)	1

Remarks:

<*1> Replace all the associated parts marked with <*1> as they are mutually dependent.

Situation 2:

For RoHS 16048E Test Leads (S/N: MY442xxxxx and above).

Solution/Action:

Shown are the support parts for RoHS compliance 16048E Test Leads. All the listed items are changed at RoHS conversion. Due to limited availability of RoHS compliance station and technical difficulties in RoHS soldering, only parts and support level that do not require RoHS soldering are supported. Shown are the supported RoHS compliance parts for RoHS 16048E Test Leads.

Shown in table 2-1, 2-2 and figure 2-1, 2-2 are the respective support parts for RoHS compliance 16048E unit. Parts shown in table 2-1 are replaceable parts for RoHS unit.




Figure 2-1

Table 2-1:

Ref/D	Part Number	Qty.	Description
1	16048-04613	1	TOP COVER
	0515-1946	1	SCREW
4	1250-0052	4	CONNECTOR BNC
7	16048-04615	1	COVER TOP
	0515-1946	2	SCREW
8	16048-60602	1	TEST FIXTURE

Remarks:

Item #2, 3, 6 are not available for separate purchase as RoHS soldering is not supported.
 Item #5: RoHS unit doesn't have the STOPPER.

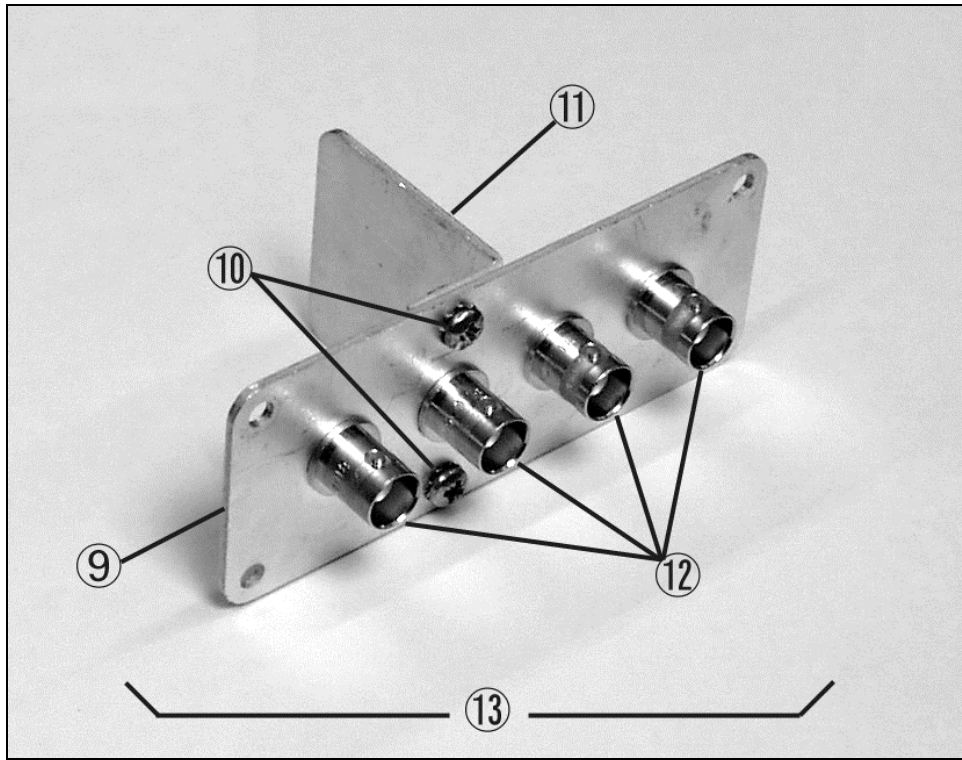


Figure 2-2

Table 2-2:

Ref/D	Part Number	Qty.	Description
9	16032-10621	1	PLATE
10	0515-0372	2	SCREW
11	16032-10622	1	PLATE, SHIELD
12	1250-0118	4	CONNECTOR BNC
	2190-0016	4	WASHER
	2950-0001	4	NUT
13	16032-60071	1	CONNECTOR ASSEMBLY

Revision History:

Revision Number	Date	Author	Reason For Change
1.0	4 Apr 2013	LS	As published