

FILE COPY

Supercedes: none

DO NOT REMOVE

HP MODEL 8510A NETWORK ANALYZER

ENGLISH TO METRIC CHASSIS PARTS

SERIAL PREFIX BREAKS ARE REFERENCED BELOW

There are two distinctive ways of being able to tell whether an HP 85101A, HP 85102A, HP 8511A, HP 8512A, HP 8513A, HP 8514A or HP 8515A has metric chassis parts. The parts that are affected by this change are on pages 6-8C/6-8D; 6-49/6-50; 6-89/6-90; 6-113/6-114; 6-139/6-140; 6-163/6-164 and 6-185A/6-186A in Vol 4 section VI (Replaceable Parts) of the HP8510A Operating and Service Manual (HP P/N 08510-90001).

(1) Serial Prefix Break

The following are the serial prefix breaks for the change to metric chassis parts.

HP 85101A	2514A00689 and above
HP 85102A	2514A00687 and above
HP 8511A	2503A00156 and above
HP 8512A	2515A00172 and above
HP 8513A	2512A00169 and above
HP 8514A	2514A00279 and above
HP 8515A	2514A00363 and above

(2) Coded Chassis Hardware

In addition, the metric chassis parts have coding cast onto them. On the front frame, the word "METRIC" is cast into the right side of the frame underneath the trim strip. On the side cast parts, there is a circle with an M in the middle in one of the four corners. On the rear frame, the word "METRIC" is cast on the right side of the center screw hole. This part is symmetric, so the word "METRIC" might appear on the bottom side instead of the top.

I/NS/WN

5/86-45/JW



HEWLETT  
PACKARD

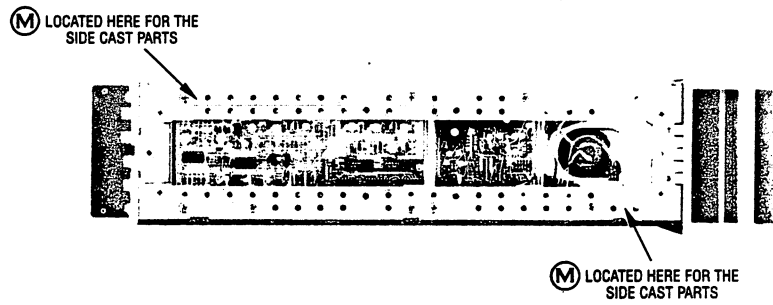


Figure 1. Side Castings

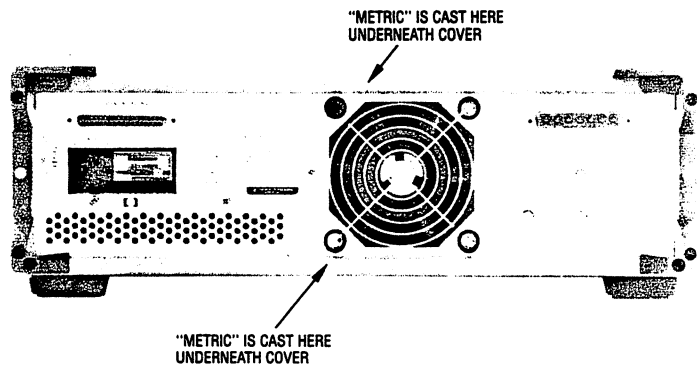


Figure 2. Rear Frame




Figure 3. Front Frame